

LITHIUM SERIES

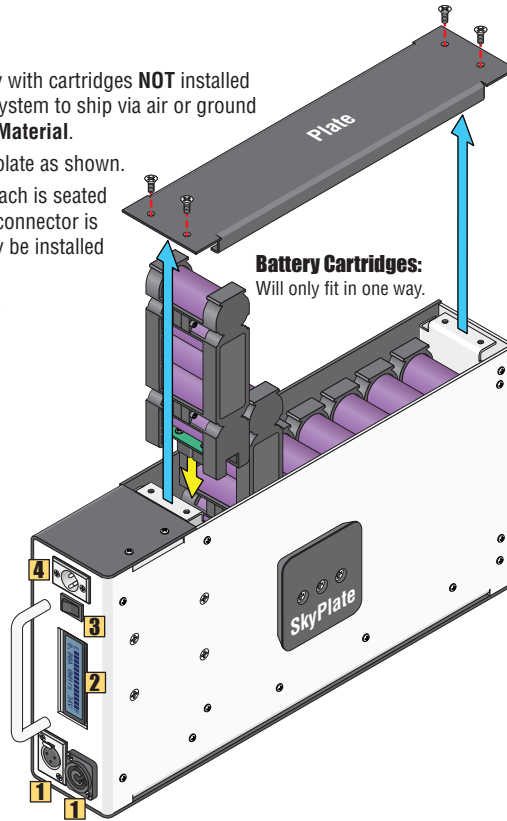
HCL-435 - 48 and/or 24 VDC Dual Voltage Block Battery

A Dual Voltage Lithium Iron Phosphate (LiFePO4) block designed for high power light applications requiring 48 and/or 24vdc. The HCL-435 utilizes the "Safe Lithium" technology to provide 435WHrs of reliable power for more than 1000 life cycles. Using the SkyPlate and the integrated power regulator, the HCL-435 mounts directly on the back of any SkyPanel light and powers the light at 100% for approximately one hour.

Assembly:

The HCL-435 ships from the factory with cartridges **NOT** installed and boxed separately, allowing the system to ship via air or ground shipment and **NOT** as a Hazardous Material.

1. Remove 4 screws to remove the plate as shown.
2. Install 8 cartridges making sure each is seated fully into a connector. Note that the connector is polarized and the cartridges can only be installed one way.
3. Re-install the plate with 4 screws.



HCL-435 Dimensions:

17" (43.1 cm) Depth x 8.2" (20.8 cm) Width x 3.4" (8.6 cm) Depth

HCL-435 with batteries installed Weight: 15 lbs (6.8 Kg)

HCL-435 without batteries installed Weight: 6 lbs (2.7 Kg)

HCL-435 Battery Type:

Lithium Iron Phosphate

Short Term HCL-435 Storage (Up to 1 Week):

- 5° to 25°C (41° to 77°F)
- No output device plugs connected
- OK to leave charger connected

Long Term HCL-435 Storage (More than 1 Week):

- 5° to 25°C (41° to 77°F)
- Fully charge battery
- No output device plugs connected
- Do not leave charger connected
- Recharge every month

Final Transportation Guidelines

The HCL Series is a Lithium Ion Block. While we have designed the HCL Series blocks to make it as easy as possible to ship and service the block, we are still restricted to one of **three** types of transportation.

1. A completely assembled HCL-435 is 435WHrs and as such, if you wish to ship a completely assembled block, it must be shipped via an authorized Class 9 Dangerous goods shipper **GROUND SHIPPING ONLY**.
2. The cartridges in the HCL are easily removed. By removing the **four screws**, the internal cartridges can be simply unplugged for shipping. If you remove the cartridges, the battery can be shipped **GROUND** without the need for shipping the system as a Class 9 Dangerous Goods. Simply ship all cartridges disconnected and individually wrapped in a single box (consult the shipper for proper labeling) and the control enclosure in a separate box.
3. **Air Shipments.** It is possible to ship 2 cartridges per box and 4 separate boxes in air shipments. Each cartridge is only 55 WHrs @ 3.2v and will need to be discharged to 30% state of charge prior to packing but it is possible in an emergency to transport these cartridges via AIR.

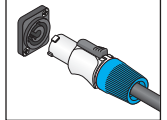
**Fully Assembled (Battery Cartridges Installed)
The HCL-435 Must Be Shipped as Hazardous
Material By Qualified Shipping Company**

HCL-435 Features

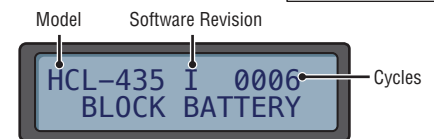
1 Output Connector Types:

One connector @ nominal 24 Volt (~20-30VDC)
One connector @ regulated 48 Volt (~48VDC)

Volts	Connector Type
24V	3-Pin XLR, Arri Standard (Pin 1 Gnd, Pin 2 Bat +)
48V	Speakon mating connector part number: NL2FX

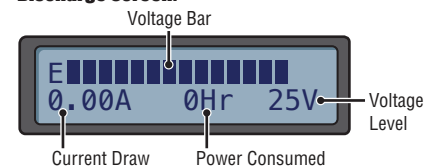


2 Screen: Flashes with batteries are low.

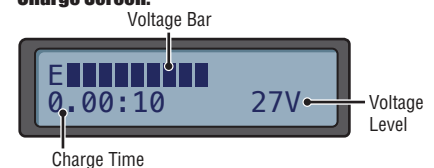


Sign On Screen: The Sign on screen displays the Software version and the number of recharge cycles on a block each time a block is initialized.

Discharge Screen:



Charge Screen:




3 ON/Off Switch:

Switch **MUST** be turned **ON** first to enable the output power.

4 Charge Input: Full charge in approx. 2 hrs

Use **ONLY** the PSU-300 Charger and cable from Block Battery. When the charger is connected, charging automatically begins. The charge LCD screen will automatically come on. The charge screen displays the amount of time a block has been on charge and the charge voltage.



**For technical support call:
1-888-424-6322**